





Vals

		Dimensions	Container
 	<p>Planter Shaped aluminum container paint options.</p> <p>Internal shelf is 10" below top edge</p>	5163-18 13w-13d (top) x 10w-10d (base) x 18h	880
		5164-24 14w-14d (top) x 10w-10d (base) x 24h	1080
		5165-30 15w-15d (top) x 10w-10d (base) x 30h	1550
		5166-36 16w-16d (top) x 10w-10d (base) x 36h	1740

 	<p>Planter Shaped aluminum contain- er with 1 1/2" high alumi- num base.</p> <p>Paint options on container and base.</p>	5160-15 15w x 15d (top) x 11w x 11d (bottom) x 15h	980
		5161-16 20w x 20d (top) x 16w x 16d (bottom) x 16h	1410
		5162-18 24w x 24d (top) x 20w x 20d (bottom) x 18h	1730

Height does not include 1 1/2" aluminum plinth base

Notes:

1. Specify paint finish on container and base.
See General Information page 5 for Finish Options.
2. **For special sizes, finishes, and options, contact EKITTA.**
3. For exterior placement drainage holes and clear protective coating option add "E" to catalog number, "exterior placement" to specification description and add 7% to price.