





Span

			Dimensions	Price
	Screen/Partition Painted tubular steel frame with multi wall polycarbonate panel	2250	36w x 66h	1160
		2251	36w x 72h	1250
	3 - casters or adjustable feet			
	Screen/Partition Painted tubular steel frame with multi wall polycarbonate panel	2252	36w x 66h	1260
		2253	36w x 72h	1330
	4 - casters or adjustable feet			
	Screen/Partition Painted tubular steel frame with multi wall polycarbonate panel	2254	48w x 66h	1350
		2255	48w x 72h	1420
	3 - casters or adjustable feet			
	Screen/Partition Painted tubular steel frame with multi wall polycarbonate panel	2256	48w x 66h	1450
		2257	48w x 72h	1570
	4 - casters or adjustable feet			

Notes:

1. Specify paint finish for frame - Black (P10), Charcoal (P20), Pewter (P30), White (P15)
2. Specify panel material Clear or Translucent
3. Specify casters or adjustable height feet
4. **For special sizes, finishes, and options, contact EKITTA.**