

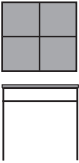
Saxony

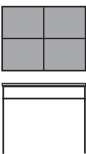
	Glass 3/8" Flat Polished	Plastic Laminate 3/4" Self Edge	SS-A 1/2" Solid Surface	SS-B 1/2" Solid Surface	SS-C 1/2" Solid Surface	S-1 3/4" Flat Polished	S-2 3/4" Flat Polished	S-3 3/4" Flat Polished
--	-----------------------------	------------------------------------	----------------------------	----------------------------	----------------------------	---------------------------	---------------------------	---------------------------


	Top Options							
--	-------------	--	--	--	--	--	--	--

2150-02 (Base & Top Option)	1580	1470	1590	1690	1770	1960	2190	2310
	End Table 1/2" and 3/4" tubular steel Painted finish 20 dia x 22h							

2151-02 (Base & Top Option)	2510	2210	2870	3110	3310	3770	4090	4410
	Coffee Table 1/2" and 3/4" tubular steel Painted finish 36 dia x 15h							

2160-02 (Base & Top Option)	1490	1310	1530	1660	1740	1950	2110	2210
	End Table 1/2" and 3/4" tubular steel Painted finish 20w x 20w x 22h							

2162-02 (Base & Top Option)	1490	1380	1610	1740	1870	2070	2210	2340
	End Table 1/2" and 3/4" tubular steel Painted finish 26w x 20d x 22h							

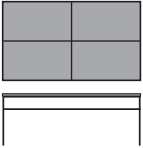
2163-02 (Base & Top Option)	1610	1530	1810	1970	2120	2360	2560	2770
	End Table 1/2" and 3/4" tubular steel Painted finish 26w x 26d x 22h							

- Notes:
1. Please specify paint finish.
 2. Please specify top: glass, plastic laminate, solid surface or stone. Refer to EKITTA General Information Page 7.
 3. For special sizes, finishes, and options, please contact EKITTA.

Saxony

Glass 3/8" Flat Polished	Plastic Laminate 3/4" Self Edge	SS-A 1/2" Solid Surface	SS-B 1/2" Solid Surface	SS-C 1/2" Solid Surface	S-1 3/4" Flat Polished	S-2 3/4" Flat Polished	S-3 3/4" Flat Polished
Top Options							

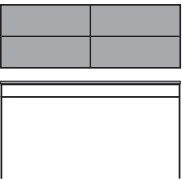
2161-02 (Base & Top Option)	1980	1890	2320	2550	2760	2630	2770	2930
-----------------------------	------	------	------	------	------	------	------	------



Coffee Table
1/2" and 3/4" tubular steel
Painted finish

42w x 24d x 15h

2164-02 (Base & Top Option)	2610	2580	3150	3270	3330	30	3730	4040
-----------------------------	------	------	------	------	------	----	------	------



Console Table
1/2" and 3/4" tubular steel
Painted finish

54w x 18d x 29h

Type F or L	Type E	Type C
Cushion Options		

2165-02 (Base and Cushion Option)		2670	2940	3380
-----------------------------------	--	------	------	------



Bench
1/2" and 3/4" tubular steel
Painted finish
2" cushion

60w x 18d x 18h

FOR CUSHION TYPES, YARDAGE, COM AND COL, REFER TO CUSHION OPTIONS IN GERNERAL INFORMATION PAGE 8.

2166-02 (Base and Cushion Option)		2980	3250	3720
-----------------------------------	--	------	------	------



Bench
1/2" and 3/4" tubular steel
Painted finish
2" cushion

72w x 18d x 18h

FOR CUSHION TYPES, YARDAGE, COM AND COL, REFER TO CUSHION OPTIONS IN GERNERAL INFORMATION PAGE 8.

Notes:

1. Please specify paint finish.
2. Please specify top: glass, plastic laminate, solid surface or stone. Refer to EKITTA General Information Page 7.
3. For special sizes, finishes, and options, please contact EKITTA.