
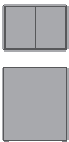
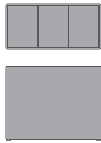



# 3R

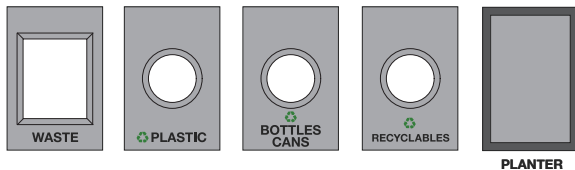
Plastic Laminate\*

Wood Veneer\*

Panel Options

	Plastic Laminate*	Wood Veneer*
<b>6700</b> 	1710	1910
<b>Waste/Recycling Center</b> Painted steel frame Stainless steel lid 18 Gallon receptacle  14.5w x 20.5d x 30h		
<b>6701</b> 	2720	3110
<b>Waste/Recycling Center</b> Painted steel frame Stainless steel lid (2) 18 Gallon receptacles  27w x 20.5d x 30h		
<b>6702</b> 	3770	4320
<b>Waste/Recycling Center</b> Painted steel frame Stainless steel lid (3) 18 Gallon receptacles  39.5w x 20.5d x 30h		
<b>6703</b> 	4790	5520
<b>Waste/Recycling Center</b> Painted steel frame Stainless steel lid (4) 18 Gallon receptacles  52w x 20.5d x 30h		

## Stainless Steel Lids Selection



## Panel Material Selections

\* Plastic Laminate Panels - Wilsonart Panels with self edge; refer to page 8

\* Wood Veneered Panels - Maple or Cherry with Standard Wood Finishes; refer to page 8

Custom Material and Finishes Available.

### Notes:

1. Specify frame paint finish.
2. Select lid/label and configuration of lids.
3. Specify panel material.
4. Waste/Recycling units have an internal bag-holding system to secure plastic bag.
5. Waste/Recycling receptacles come with rigid plastic liner.
6. Planter option has aluminum container 10" deep, unless depth is specified.
7. Dimensions include 1/2" thick panels.

# GENERAL Information

## 7R Waste Recycling Specifications

### Specifying

When ordering, please specify the following:

1. Specify quantity.
2. Product number.
3. Specify frame paint finish.
4. Select top/label and configuration from left to right.
5. Specify panel material.

Notes:

1. Waste/Recycling receptacles come with rigid plastic liner.
2. Planter option has aluminum container 10" deep. Custom dimensions requires quote.
3. Dimensions include 1/2" thick panels.

### Finish Options

#### Paint

Black	P10
White	P15
Charcoal	P20
Pewter	P30
Charcoal Metallic	P40
Silver Metallic	P55
Nickel Metallic	P70
Bronze Metallic	P80
Dark Bronze Metallic	P90

#### Plastic Laminate

Plastic laminate pricing is based on Wilsonart finish series -38 Fine Velvet and -60 Matte

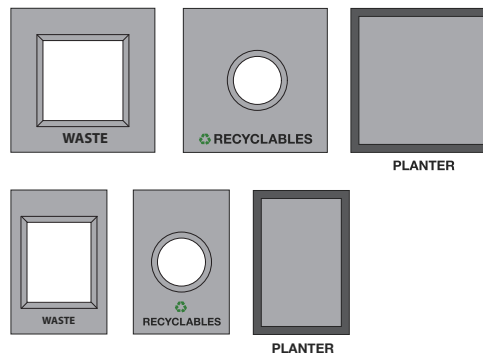
Other finishes and manufacturers requires quote.

#### Wood

Maple with clear finish	W10
Cherry with clear finish	W20
Medium Cherry stain	W30
Dark Cherry stain	W40
Walnut stain	W50

### Top Options

#### Stainless Steel Top Selection




# 3R

Plastic Laminate \*


Wood Veneer \*

Panel Options


---

<b>6704</b>		1910	2050
	<p><b>Waste/Recycling Center</b>            Painted steel frame            Stainless steel lid            30 Gallon receptacle</p> <p>20.5w x 20.5d x 30h</p>		


---

<b>6705</b>		3120	3620
	<p><b>Waste/Recycling Center</b>            Painted steel frame            Stainless steel lid            (2) 30 Gallon receptacles</p> <p>39w x 20.5d x 30h</p>		


---

<b>6706</b>		4320	5160
	<p><b>Waste/Recycling Center</b>            Painted steel frame            Stainless steel lid            (3) 30 Gallon receptacles</p> <p>57.5w x 20.5d x 30h</p>		

---

<b>6707</b>		5540	6710
	<p><b>Waste/Recycling Center</b>            Painted steel frame            Stainless steel lid            (4) 30 Gallon receptacles</p> <p>76w x 20.5d x 30h</p>		

### Stainless Steel Lids Selection



### Panel Material Selections

- \* Plastic Laminate Panels - Wilsonart, Panels with self edge; refer to page 8
  - \* Wood Veneered Panels - Maple or Cherry with Standard Wood Finishes; refer to page 8
- Custom Material and Finishes Available.





- Notes:
1. Specify frame paint finish.
  2. Select lid/label and configuration of lids.
  3. Specify panel material.
  4. Waste/Recycling units have an internal bag-holding system to secure plastic bag.
  5. Waste/Recycling receptacles come with rigid plastic liner.
  6. Planter option has aluminum container 10" deep, unless depth is specified.
  7. Dimensions include 1/2" thick panels.

3R

Plastic Laminate \*

Wood Veneer \*

Panel Options

	Plastic Laminate *	Wood Veneer *
<b>6708</b>	2960	3470
	<b>Waste/Recycling Center</b> Painted steel frame Stainless steel lid 30/18 Gallon receptacles  33w x 20.5d x 30h	
<b>6709</b>	3910	4580
	<b>Waste/Recycling Center</b> Painted steel frame Stainless steel lid 30/18/18 Gallon receptacles  45.5w x 20.5d x 30h	
<b>6710</b>	4170	5010
	<b>Waste/Recycling Center</b> Painted steel frame Stainless steel lid 30/30/18 Gallon receptacles  51w x 20.5d x 30h	
<b>6711</b>	5030	5760
	<b>Waste/Recycling Center</b> Painted steel frame Stainless steel lid 30/18/18/18 Gallon receptacles  58w x 20.5d x 30h	

Notes:

- 1. Refer to page 8 or 14 for lid and panel selections and specification notes

# 3R

Plastic Laminate \*

Wood Veneer \*

Panel Options

6712

5240

5980



**Waste/Recycling Center**

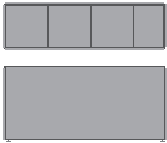
Painted steel frame  
Stainless steel lid  
30/30/18/18 Gallon receptacles

64w x 20.5d x 30h

6713

5380

6550

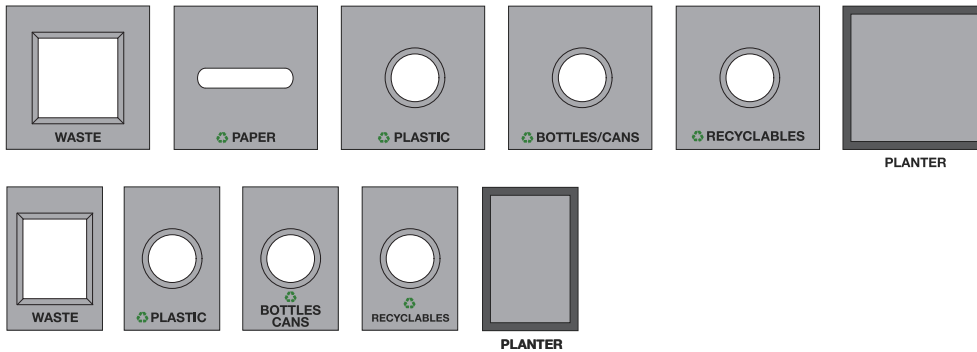


**Waste/Recycling Center**

Painted steel frame  
Stainless steel lid  
30/30/30/18 Gallon receptacles

70w x 20.5d x 30h

## Stainless Steel Lids Selection



## Panel Material Selections

- \* Plastic Laminate Panels - Wilsonart Panels with self edge; refer to page 8
  - \* Wood Veneered Panels - Maple or Cherry with Standard Wood Finishes; refer to page 8
- Custom Material and Finishes Available.

**Notes:**

1. Specify frame paint finish.
2. Select lid/label and configuration of lids.
3. Specify panel material.
4. Waste/Recycling units have an internal bag-holding system to secure plastic bag.
5. Waste/Recycling receptacles come with rigid plastic liner.
6. Planter option has aluminum container 10" deep, unless depth is specified.
7. Dimensions include 1/2" thick panels.