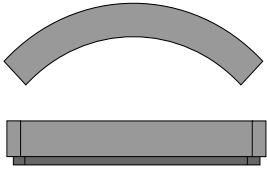




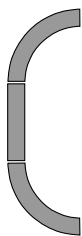
Kisatchie

		Dimensions	Container
 <p>Planter Shaped aluminum container with 1 1/2" high aluminum base.</p> <p>Paint options on container and base.</p>		5100-7 48w (68 dia. arc outside) x 8d x 7h	1450
		5102-10 48w (68 dia. arc outside) x 10d x 10h	1670
		5103-14 48w (68 dia. arc outside) x 12d x 14 1/2h	2130
		5104-7 60w (84 dia. arc outside) x 8d x 7h	1810
		5105-10 60w (84 dia. arc outside) x 10d x 10h	2020
		5106-14 60w (84 dia. arc outside) x 12d x 14 1/2h	2340
Height does not include 1 1/2" aluminum plinth base			
		5107-16 16w x 16d x 16h	1030
		5108-20 20w x 20d x 16h	1430
		5109-24 24w x 24d x 24h	2020
Height does not include 1 1/2" aluminum plinth base			
		5110-7 36w x 8d x 7h	930
		5111-10 36w x 10d x 10h	1220
		5112-14 36w x 12d x 14 1/2h	1520
		5113-7 48w x 8d x 7h	1070
		5114-10 48w x 10d x 10h	1420
		5115-14 48w x 12d x 14 1/2h	1780
		5116-7 60w x 8d x 7h	1230
		5117-10 60w x 10d x 10h	1610
		5118-14 60w x 12d x 14 1/2h	2020

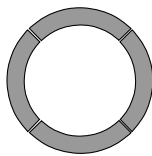
Kisatchie Configuration Ideas



Wave configuration
(3) #5100



Combination of Shapes configuration
(2) #5100 and (1) #5110



Circle configuration
(4) #5100

Kisatchie arched planter is 90° of a circle. Standard outside diameters are 68" and 84". Standard depth is 8", 10", or 12". Custom diameters and depths are available.

Notes:

1. Specify paint finish on container and base. See General Information page 5 for Finish Options.
2. **For special sizes, finishes, and options, contact EKITTA.**
3. For exterior placement drainage holes and clear protective coating option add "E" to catalog number, "exterior placement" to specification description and add 7% to price.