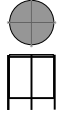


Dessau

| | Glass 3/8" Flat Polished | Plastic Laminate 3/4" Self Edge | SS-A 1/2" Solid Surface | SS-B 1/2" Solid Surface | SS-C 1/2" Solid Surface | S-1 3/4" Flat Polished | S-2 3/4" Flat Polished | S-3 3/4" Flat Polished |
|--|-----------------------------|------------------------------------|----------------------------|----------------------------|----------------------------|---------------------------|---------------------------|---------------------------|
| | Top Options | | | | | | | |

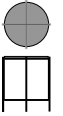
| | | | | | | | | |
|--|------|------|------|------|------|------|------|------|
| 2530-02 (Base & Top Option) | 1610 | 1460 | 1560 | 1620 | 1710 | 1950 | 2080 | 2160 |
|--|------|------|------|------|------|------|------|------|



End Table
Solid aluminum
Satin finish

16 dia x 22h

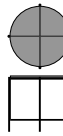
| | | | | | | | | |
|--|------|------|------|------|------|------|------|------|
| 2541-02 (Base & Top Option) | 1690 | 1580 | 1670 | 1740 | 1810 | 2020 | 2150 | 2240 |
|--|------|------|------|------|------|------|------|------|



End Table
Solid aluminum,
Satin finish

18 dia x 22h

| | | | | | | | | |
|--|------|------|------|------|------|------|------|------|
| 2531-02 (Base & Top Option) | 1860 | 1660 | 1920 | 2040 | 2110 | 2480 | 2670 | 2830 |
|--|------|------|------|------|------|------|------|------|



End Table
Solid aluminum
Satin finish

24 dia x 22h

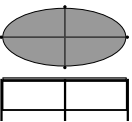
| | | | | | | | | |
|--|------|------|------|------|------|------|------|------|
| 2534-02 (Base & Top Option) | 2610 | 2290 | 2990 | 3290 | 3490 | 3890 | 4250 | 4570 |
|--|------|------|------|------|------|------|------|------|



Coffee Table
Solid aluminum
Satin finish

36 dia x 16h

| | | | | | | | | |
|--|------|------|------|------|------|------|------|------|
| 2536-02 (Base & Top Option) | 3050 | 2450 | 3090 | 3330 | 3550 | 3640 | 3960 | 4220 |
|--|------|------|------|------|------|------|------|------|



Coffee Table
Solid aluminum
Satin finish

42w x 24d x 16h Ellipse

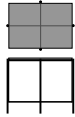
Notes:

1. Please specify top: glass, plastic laminate, solid surface or stone. Refer to EKITTA General Information Page 7.
2. For special sizes, finishes, and options, please contact EKITTA.

Dessau

| | Glass 3/8" Flat Polished | Plastic Laminate 3/4" Self Edge | SS-A 1/2" Solid Surface | SS-B 1/2" Solid Surface | SS-C 1/2" Solid Surface | S-1 3/4" Flat Polished | S-2 3/4" Flat Polished | S-3 3/4" Flat Polished |
|--|-----------------------------|------------------------------------|----------------------------|----------------------------|----------------------------|---------------------------|---------------------------|---------------------------|
| | Top Options | | | | | | | |

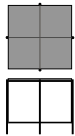
| Model | 1710 | 1650 | 1890 | 2020 | 2140 | 2360 | 2440 | 2610 |
|--|------|------|------|------|------|------|------|------|
| 2532-02 (Base & Top Option) | | | | | | | | |



End Table
Solid aluminum
Satin finish

26w x 20d x 22h

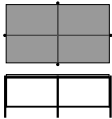
| Model | 1860 | 1770 | 2060 | 2230 | 2380 | 2620 | 2850 | 3010 |
|--|------|------|------|------|------|------|------|------|
| 2533-02 (Base & Top Option) | | | | | | | | |



End Table
Solid aluminum
Satin finish

26w x 26d x 22h

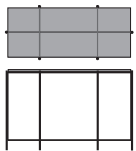
| Model | 2430 | 2250 | 2780 | 3060 | 3210 | 3580 | 3910 | 4110 |
|--|------|------|------|------|------|------|------|------|
| 2535-02 (Base & Top Option) | | | | | | | | |



Coffee Table
Solid aluminum
Satin finish

42w x 24d x 16h

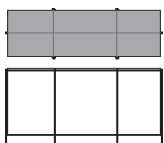
| Model | 2850 | 2710 | 3190 | 3410 | 3720 | 4060 | 4340 | 4590 |
|--|------|------|------|------|------|------|------|------|
| 2538-02 (Base & Top Option) | | | | | | | | |



Console Table
Solid aluminum
Satin finish

54w x 20d x 29h

| Model | 2980 | 2820 | 3410 | 3820 | 3910 | 4350 | 4660 | 4940 |
|--|------|------|------|------|------|------|------|------|
| 2539-02 (Base & Top Option) | | | | | | | | |



Console Table
Solid aluminum
Satin finish

60w x 20d x 29h

Notes:

1. Please specify top: glass, plastic laminate, solid surface or stone. Refer to EKITTA General Information Page 7.
2. For special sizes, finishes, and options, please contact EKITTA.