
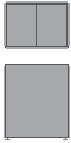




7R

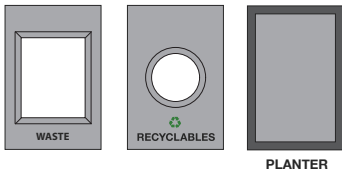
Plastic Laminate *

Wood Veneer *

Panel Options

		1880	2150
7000	 <p>Waste/Recycling Center Painted steel frame Stainless steel top 18 Gallon rigid plastic liner Panel with front access</p> <p>14.5w x 20.5d x 30h</p>		
7001	 <p>Waste/Recycling Center Painted steel frame Stainless steel top (2) 18 Gallon rigid plastic liners Panel with front access</p> <p>27w x 20.5d x 30h</p>	3110	3560
7002	 <p>Waste/Recycling Center Painted steel frame Stainless steel top (3) 18 Gallon rigid plastic liners Panel with front access</p> <p>39.5w x 20.5d x 30h</p>	4310	4880
7003	 <p>Waste/Recycling Center Painted steel frame Stainless steel top (4) 18 Gallon rigid plastic liners Panel with front access</p> <p>52w x 20.5d x 30h</p>	5420	6270

Stainless Steel Top Selection



Panel Material Selections

- * Plastic Laminate Panels - Wilsonart Panels with self edge; refer to page 9
- * Wood Veneered Panels - Maple or Cherry with Standard Wood Finishes; refer to page 9
 Custom Material and Finishes Available.

Notes:





1. Specify frame paint finish.
2. Select top/label and specify configuration left-to-right.
3. Specify panel material.
4. Waste/Recycling receptacles come with rigid plastic liner.
5. Dimensions include 1/2" thick panels.

7R


Plastic Laminate*

Wood Veneer*

Panel Options

	Plastic Laminate*	Wood Veneer*
7004 	2110	2320
Waste/Recycling Center Painted steel frame Stainless steel top 30 Gallon rigid plastic liner Panel with front access 20.5w x 20.5d x 30h		
7005 	3530	4060
Waste/Recycling Center Painted steel frame Stainless steel top (2) 30 Gallon rigid plastic liners Panel with front access 39w x 20.5d x 30h		
7006 	4890	5850
Waste/Recycling Center Painted steel frame Stainless steel top (3) 30 Gallon rigid plastic liners Panel with front access 57.5w x 20.5d x 30h		
7007 	6220	7540
Waste/Recycling Center Painted steel frame Stainless steel top (4) 30 Gallon rigid plastic liners Panel with front access 76w x 20.5d x 30h		

Stainless Steel Top Selection



Panel Material Selections

- * Plastic Laminate Panels - Wilsonart, Panels with self edge; refer to page 9
- * Wood Veneered Panels - Maple or Cherry with Standard Wood Finishes; refer to page 9
Custom Material and Finishes Available.

Notes:

1. Specify frame paint finish.
2. Select top/label and configuration left-to-right.
3. Specify panel material.
4. Waste/Recycling receptacles come with rigid plastic liner.
5. Dimensions include 1/2" thick panels.

7R

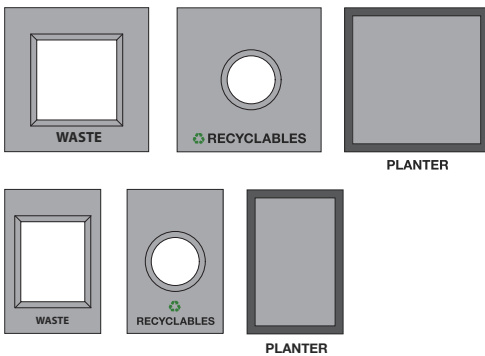
Plastic Laminate *

Wood Veneer *

Panel Options

	Plastic Laminate *	Wood Veneer *
<p>7008</p>  <p>Waste/Recycling Center Painted steel frame Stainless steel top 18/30/18 Gallon rigid plastic liner Panel with front access</p> <p>45.5w x 20.5d x 30h</p>	4550	5280
<p>7009</p>  <p>Waste/Recycling Center Painted steel frame Stainless steel top 30/18/30 Gallon rigid plastic liner Panel with front access</p> <p>51w x 20.5d x 30h</p>	4760	5690
<p>7010</p>  <p>Waste/Recycling Center Painted steel frame Stainless steel top 30/18/18/30 Gallon rigid plastic liner Panel with front access</p> <p>64w x 20.5d x 30h</p>	5910	6750

Stainless Steel Top Selection



Panel Material Selections

- * Plastic Laminate Panels - Wilsonart Panels with self edge; refer to page 9
- * Wood Veneered Panels - Maple or Cherry with Standard Wood Finishes; refer to page 9
 Custom Material and Finishes Available.

Notes:

1. Specify frame paint finish.
2. Select top/label and configuration left-to-right.
3. Specify panel material.
4. Waste/Recycling receptacles come with rigid plastic liner.
5. Dimensions include 1/2" thick panels.